



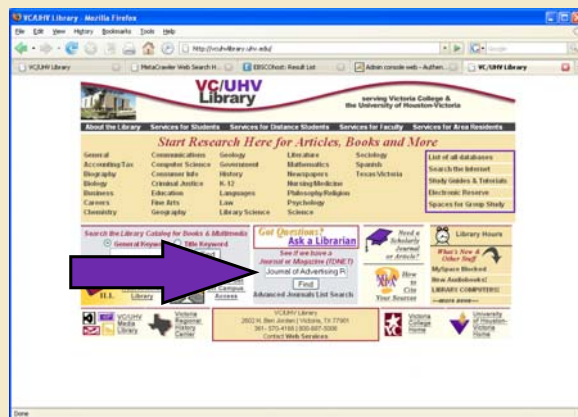
## *Browsing Online Journals*

Most of the journals formerly routed to faculty in paper are now provided online. Databases to which the Library subscribes contain thousands of additional journals not available on campus when subscriptions were limited to paper. Journals can be accessed on or off campus.

Starting at the Library's home page: <http://vcuhvlibrary.uhv.edu/>

### **Find a journal by TITLE:**

If you know the journal you want to browse, enter title in the JOURNAL LIST SEARCH box:



More information

### **Find a journal by SUBJECT:**

- Select Subject from the list provided on the Library's home page.
- Link to a database on the Journals tab.
- Check the database Publications page to determine which journals are carried full text.

More information

### **Create a JOURNAL ALERT:**

Most databases and publisher's web sites offer Alerts when new issues are posted. Notification is by e-mail, often with a link to the latest issue.

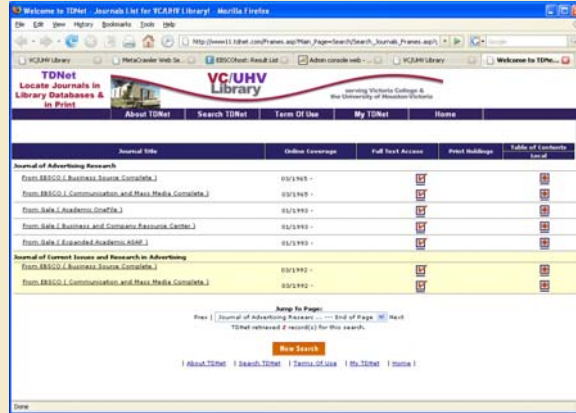

More information

## Find a journal by TITLE:

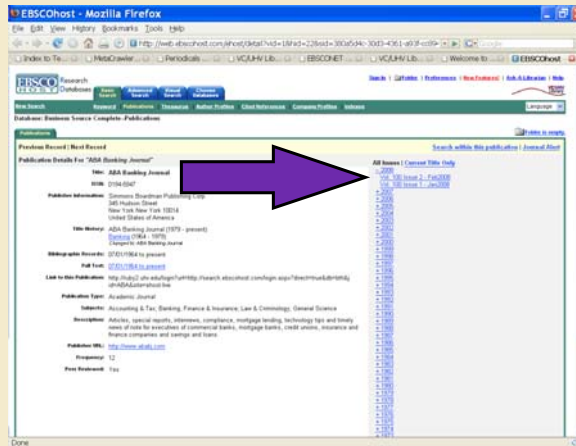
1. Click on link to database.

[See also: EJS and Publisher links. ]

All provide Full-Text for dates shown



2. Select issue in database.

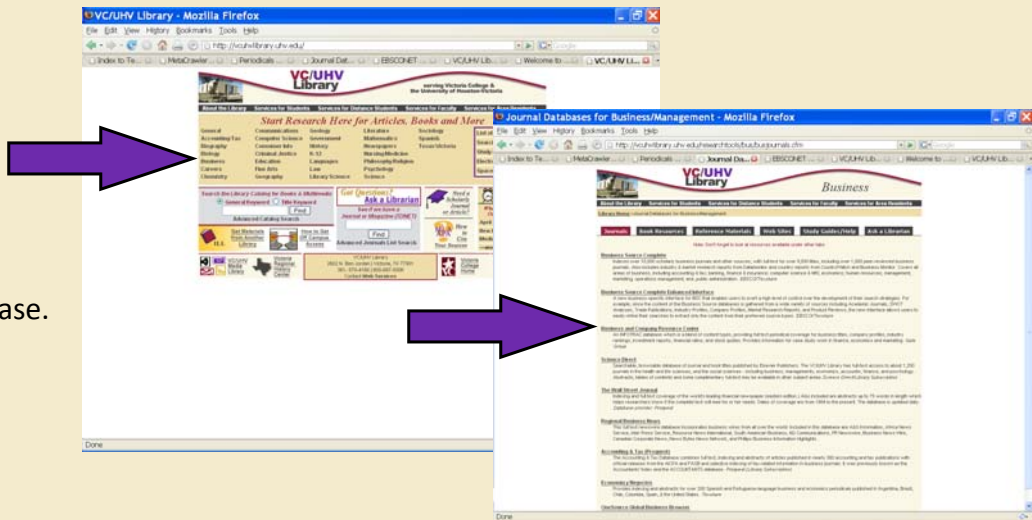


3. Use list of articles like table of contents.



## Find a journal by SUBJECT:

1. Choose Subject from Library home page.



2. Choose database.

3. Go to the list of journals in the database.

By database vendor:

Ebsco: Tabbed as PUBLICATIONS

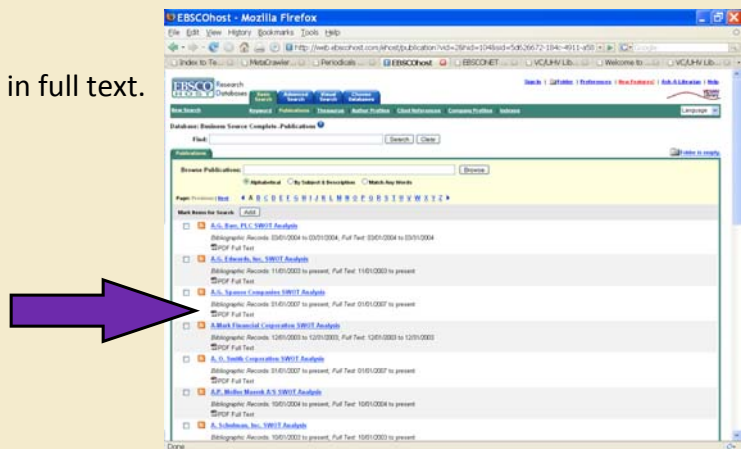
Gale: Tabbed as PUBLICATION SEARCH

Wilson: Search QUICK LINKS - JOURNAL DIRECTORY

ScienceDirect: Select subject from BROWSE box.

When titles display, uncheck "All Books" and "Non-Subscribed"

4. Select among those currently provided in full text.



## Create a JOURNAL ALERT:

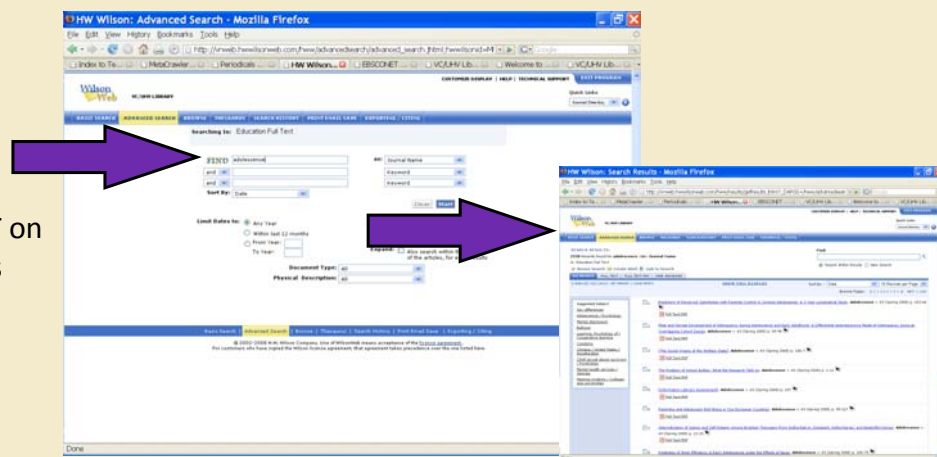
### Ebsco and Gale databases:

- Choose journal from database Publications list.
- From page for the *individual journal*, choose JOURNAL ALERT, and complete form.

### Wilson databases:

Search JOURNAL NAME on Search page.

CREATE ALERT on  
Search Results  
page.



ScienceDirect: Choose ALERTS tab.

ACM: Create a personal account, and sign up for TABLE of CONTENTS (TOC) ALERT

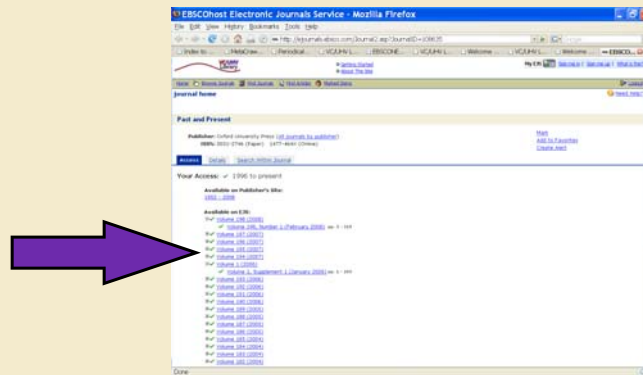
### Individual journals accessed through EJS or directly

- Link to Publisher directly from JOURNAL LIST page, or via EJS link to publisher.
- Search the Publisher's web page for link to "Sign Up" for ALERTS.

## EJS and Publisher links

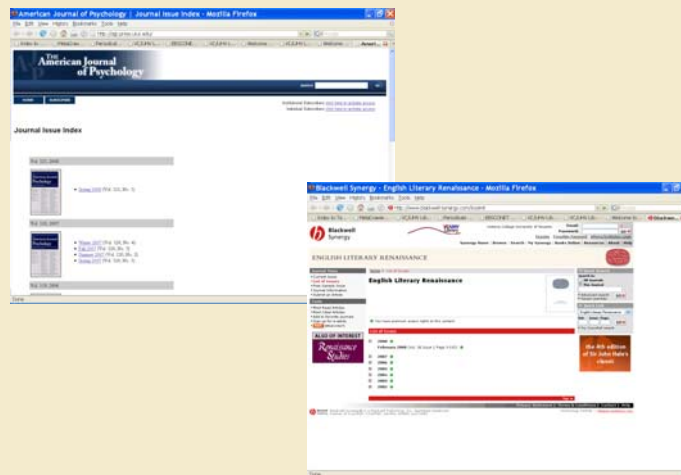
For journals which are not available in full-text databases, or which are embargoed, the Library subscribes to individual titles online.

- ❑ Ebsco provides the EJS service as a link to individual issues of those journals.



- ❑ Where EJS is unavailable, the Library links directly to the publisher's web page.

Pages vary in appearance.



---

EJS = Ebsco Journal Service

Embargoed = Publisher restricts full-text publication for a designated period of time